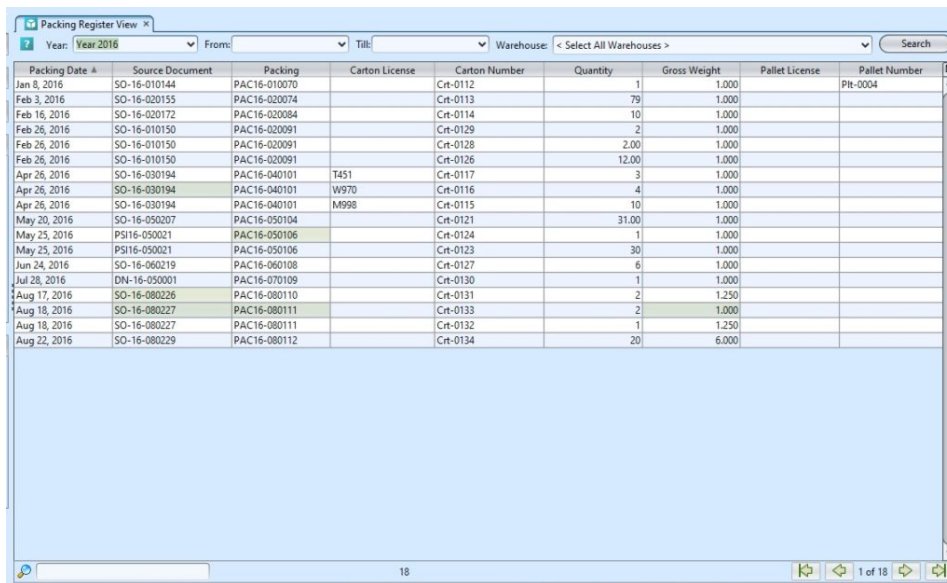


Packing Register View

Packing Register View allows user to view summary of the packing record of a warehouse.

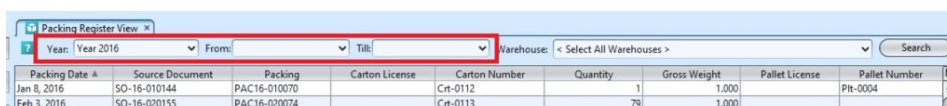


The screenshot shows the 'Packing Register View' application window. At the top, there are filters for 'Year' (set to 2016), 'From', 'Till', and 'Warehouse' (set to '< Select All Warehouses >'). A 'Search' button is on the right. Below the filters is a table with the following columns: Packing Date, Source Document, Packing, Carton License, Carton Number, Quantity, Gross Weight, Pallet License, and Pallet Number. The table contains 20 rows of data for the year 2016, with dates ranging from Jan 8 to Aug 22. The bottom of the window shows a status bar with the page number '18' and navigation icons.

Packing Date	Source Document	Packing	Carton License	Carton Number	Quantity	Gross Weight	Pallet License	Pallet Number
Jan 8, 2016	SO-16-010144	PAC16-010070		Crt-0112	1	1,000		Pit-0004
Feb 3, 2016	SO-16-020155	PAC16-020074		Crt-0113	79	1,000		
Feb 16, 2016	SO-16-020172	PAC16-020084		Crt-0114	10	1,000		
Feb 26, 2016	SO-16-010150	PAC16-020091		Crt-0129	2	1,000		
Feb 26, 2016	SO-16-010150	PAC16-020091		Crt-0128	2,00	1,000		
Feb 26, 2016	SO-16-010150	PAC16-020091		Crt-0126	12,00	1,000		
Apr 26, 2016	SO-16-030194	PAC16-040101	T451	Crt-0117	3	1,000		
Apr 26, 2016	SO-16-030194	PAC16-040101	W970	Crt-0116	4	1,000		
Apr 26, 2016	SO-16-030194	PAC16-040101	M998	Crt-0115	10	1,000		
May 20, 2016	SO-16-050207	PAC16-050104		Crt-0121	31,00	1,000		
May 25, 2016	PS16-050021	PAC16-050106		Crt-0124	1	1,000		
May 25, 2016	PS16-050021	PAC16-050106		Crt-0123	30	1,000		
Jun 24, 2016	SO-16-060219	PAC16-060108		Crt-0127	6	1,000		
Jul 28, 2016	DN-16-050001	PAC16-070109		Crt-0130	1	1,000		
Aug 17, 2016	SO-16-080226	PAC16-080110		Crt-0131	2	1,250		
Aug 18, 2016	SO-16-080227	PAC16-080111		Crt-0133	2	1,000		
Aug 18, 2016	SO-16-080227	PAC16-080111		Crt-0132	1	1,250		
Aug 22, 2016	SO-16-080229	PAC16-080112		Crt-0134	20	6,000		

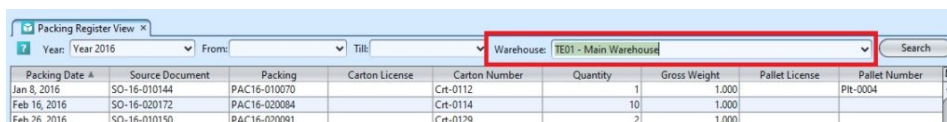
View and search for Packing's Transactions History:

1. Select the year or month from **"Year"** drop-down list at the top of screen. User may select specific period from **"From"** and **"Till"** drop down the the top of screen. It will pull up the selected product's transactions history



This screenshot shows the same application window as before, but with a red rectangular box highlighting the 'Year', 'From', and 'Till' filter fields at the top of the interface.

2. Select a warehouse from **"Warehouse"** drop-down list at the top of screen to filter the result. User able to choose **"Select All Warehouse"** as well



This screenshot shows the application window with the 'Warehouse' filter dropdown highlighted by a red rectangular box. The dropdown menu is open, showing the option 'TE01 - Main Warehouse' selected.

3. Enter search parameter to filter the result, i.e. type in the document number in the search textfield box at the bottom of the screen



4. Right-click on a product row, a small pop-up pane will appear with the following options:

- Show Packing details
- Show Delivery Order

A screenshot of a 'Packing Register View' window. The window has a title bar and a search bar at the top. Below the search bar is a table with the following columns: 'Packing Date', 'Source Document', 'Packing', 'Carton License', 'Carton Number', 'Quantity', 'Gross Weight', 'Pallet License', and 'Pallet Number'. The table contains several rows of data. A right-click context menu is open over the second row, showing two options: 'Show Packing Details' and 'Show Delivery Order'. Both options are highlighted with a red box.

Packing Date	Source Document	Packing	Carton License	Carton Number	Quantity	Gross Weight	Pallet License	Pallet Number
Jan 8, 2016	SO-16-010144	PAC16-010070		12	1	1.000		PIR-0004
Feb 16, 2016	SO-16-020172	PAC16-020084		14	10	1.000		
Feb 26, 2016	SO-16-010150	PAC16-020091		29	2	1.000		
Feb 26, 2016	SO-16-010150	PAC16-020091		28	2.00	1.000		
Feb 26, 2016	SO-16-010150	PAC16-020091		126	12.00	1.000		