

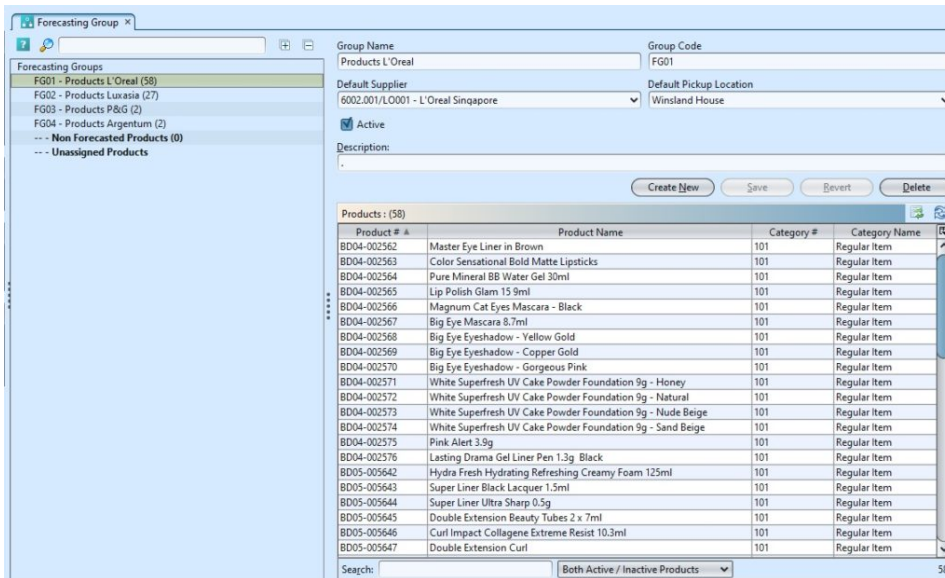


Forecasting Groups

The purpose of the forecasting group is to allow the user to create forecast for the group of products, which will be analyzed in order to create the supply requirements. Below are available actions for the user from **“Forecasting Group”** :

 Create new, revert and delete the forecasting group

 View and search group details



Field Name	Description	Mandatory Information
Group Name	Name for the group	Y
Group Code	Alpha Numeric Code	Y
Default supplier	Self-explanatory	Y
Default picking location	Self-explanatory	Y
Description	Self-explanatory	N

Create New Forecasting Group

1. Click **“Create New”** button at the right side of screen

Forecasting Group x

Forecasting Groups

- FG01 - Products L'Oreal (58)
- FG02 - Products Luxasia (27)
- FG03 - Products P&G (2)
- FG04 - Products Argemum (2)
- Non Forecasted Products (0)
- Unassigned Products

Group Name: Products L'Oreal

Group Code: FG01

Default Supplier: 6002.001/L0001 - L'Oreal Singapore

Default Pickup Location: Winsland House

☒ Active

Description:

Create New Save Revert Delete

2. Fill up the information on the form on the right side of the screen

3. Click **"Save"** button at the right side of screen when done.

Forecasting Group x

Forecasting Groups

- FG01 - Products L'Oreal (58)
- FG02 - Products Luxasia (27)
- FG03 - Products P&G (2)
- FG04 - Products Argemum (2)
- Non Forecasted Products (0)
- Unassigned Products

Group Name: Products L'Oreal

Group Code: FG01

Default Supplier: 6002.001/L0001 - L'Oreal Singapore

Default Pickup Location: Winsland House

☒ Active

Description:

Create New Save Revert Delete

Update Forecasting Group Details

1. Double click on group to be updated, it will bring up the selected group details on the right side of the screen

2. Right click on assigned partner in **"Products"** table at the bottom right of screen, and select **"Move to Forecasting Group"** to reassign it to another group. It will pop up a window with list of available partner group to choose from

Products : (39)

Product #	Product Name	Category #	Category Name
BD01-003148W	Doctor's Label White Improve Purifying	101	Regular Item
BD01-BUNDLE	Doctor's Label Red Improve Purifying		Regular Item
BD01-BUNDLE-W	Doctor's Label White Improve Purifying		Regular Item
BD11- 00001	Kate Gel Eyeliner N		Regular Item
BD11-00002	Kate Frame Crate Eye Shadow		Regular Item
BHF-001	Best fragrance		Regular Item
BHF-002	Best fragrance FOR MAN		Regular Item
BHF-BUXmas01	Best fragrance Xmas edition	101	Regular Item
LCB01	Loacker Chocolate Bar	101	Regular Item


Move To Forecasting Group

Show Product Details

Show Product Register

Show Product Sales Analysis

Show Product Purchase Analysis

3. Alternatively, user is allows to move the partner group by click the  icon at the right site of the screen.

Assigned Customers : (5)			
Customer # ▲	Customer Name	Type	Currency
4110.011/BH001	BHG	Customer	SGD

Move To Partner Group

Move To Partner Group

i Assign selected partners to another Partner Group.

Please choose a Partner Group to which selected partners will be assigned to.

Partner Group:

OK Cancel

4. Click **“Save”** button at the bottom of the screen when done with the updates

Delete Forecasting Group

1. Double click on group to be deleted, it will bring up the selected group on the right side of the screen
2. Click on **“Delete”** button at the right side of screen
3. Click on **“Yes”** button on the pop-up window to confirm group deletion

Forecasting Group

Forecasting Groups

- FG01 - Products L'Oreal (58)
- FG02 - Products Luxasia (27)
- FG03 - Products P&G (2)
- FG04 - Products Argentum (2)
- ... - Non Forecasted Products (0)
- ... - Unassigned Products

Group Name
Products Argentum
Group Code
FG04
Default Supplier
6002.002/AR001 - Argentum Apothecary
Default Pickup Location
Madisson - New York
☒ Active
Description:

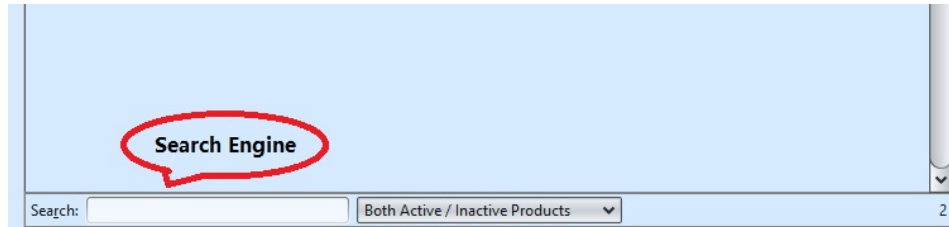
Create New Save Revert **Delete**

Deleting record?
There are products assigned to this group, which will be moved to unassigned group.
Do you really wish to delete this forecasting group?
Yes No

***Note:** Please make sure that don't have any products assigned under the particular forecasting group, or else it will move to unassigned group automatically.

View and Search for Forecasting Group Details

1. Enter search parameter to filter the result, i.e. type in the group name in the search textfield box at the bottom left of the screen.



2. The drop down menu Both Active/Inactive Products allows the user to select and work with the statuses of the products.



+

2. Double click on group to view, it will bring up the selected group details on the right side of the screen

3. Right click on assigned products in the bottom right table to open and view it's details.

