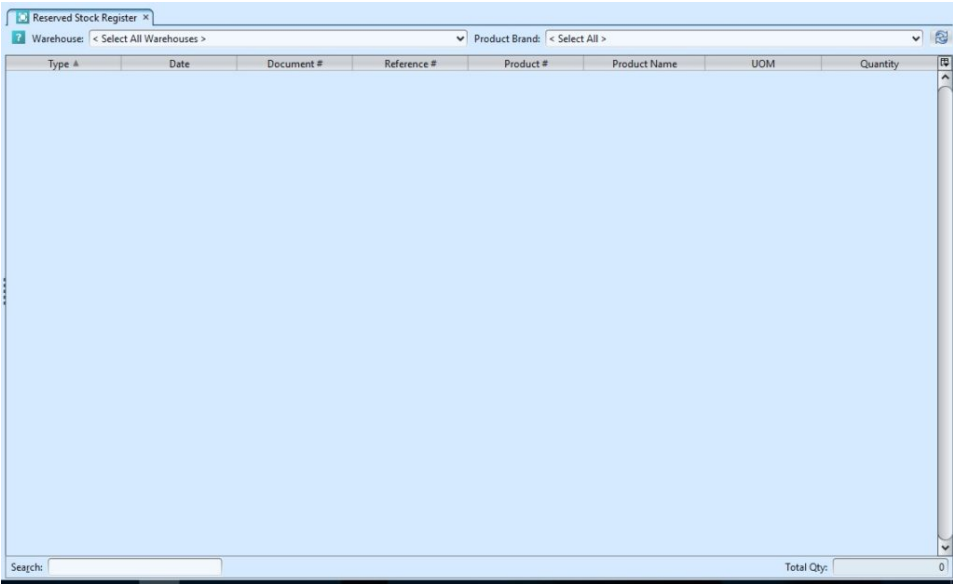


Reserved Stock Register

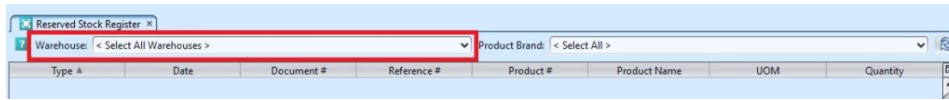
Reserved Stock Register allows user to view transactions of reserved stock of a warehouse / product brand



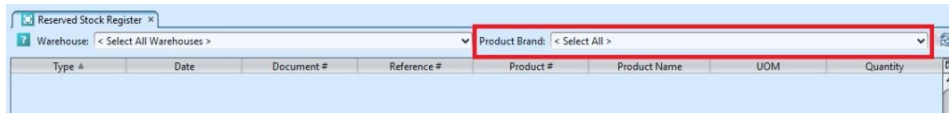
Field Name	Description	Mandatory Information
Warehouse	Select a warehouse to view	Y
Product Brand	Self-Explanatory	N
Type	Type of document	Y
Date	Self-Explanatory	Y
Document#	Self-Explanatory	Y
Reference#	Self-Explanatory	N
Product #	Self-Explanatory	Y
Product Name	Self-Explanatory	Y
UOM	Unit Of Measure	Y
Quantity	Self-Explanatory	Y

View and search for warehouse’s reserved stock data:

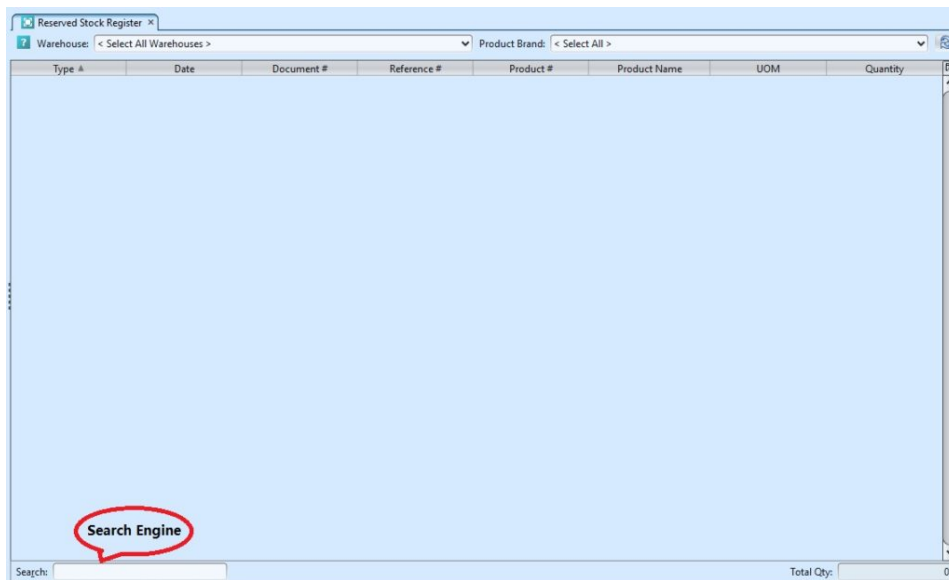
1. Select a warehouse from **“Warehouse”** drop-down list at the top of screen. It will pull up the selected warehouse reserved stock data



2. Select a product brand in “**Product Brand**” drop-down list to further filter the warehouse reserved stock data



3. Enter search parameter to filter the result, i.e. type in the product number in the search textfield box at the bottom of the screen.



4. Right-click on a document row, a small pop-up pane will appear with the following options:

- Show Sales Order
- Show Product Details
- Show Product Register
- Show Product Ageing Register

