
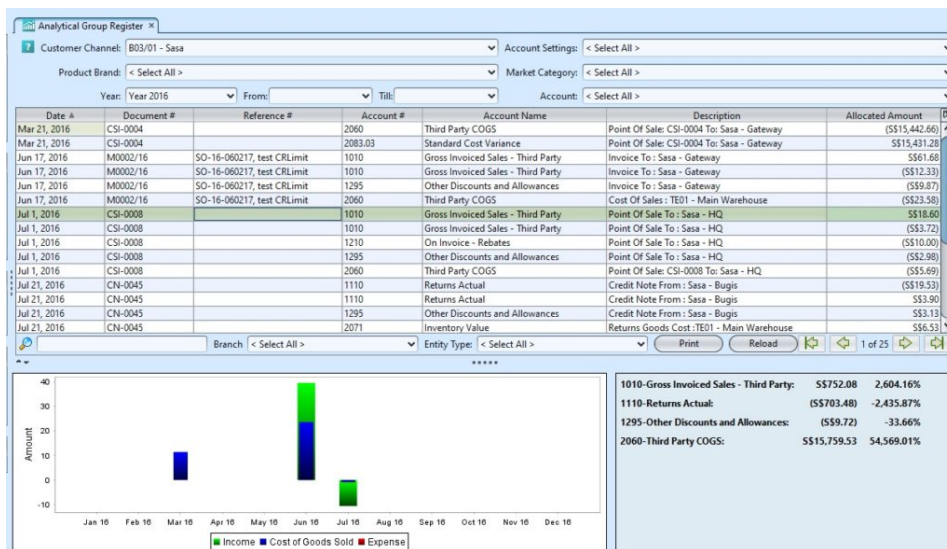


Analytical Group Register

Analytical Group Register allows users to view transactions and summary of a particular analytical group / product brand during certain period.

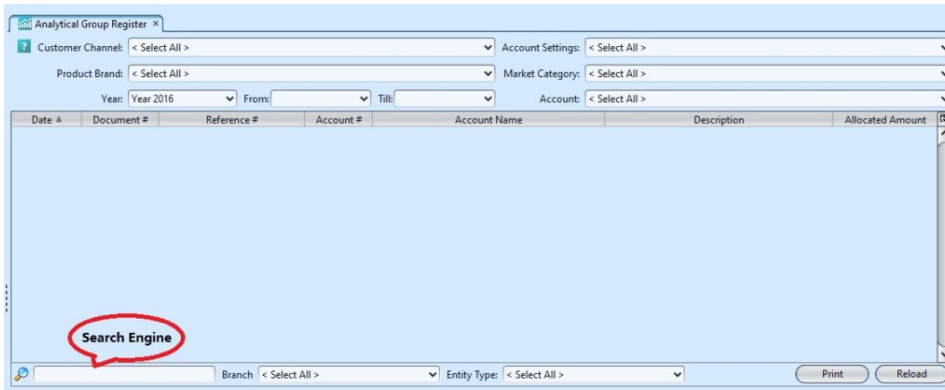
Below actions are available under **“Analytical Group Register”**:

 View and search for analytical group summary



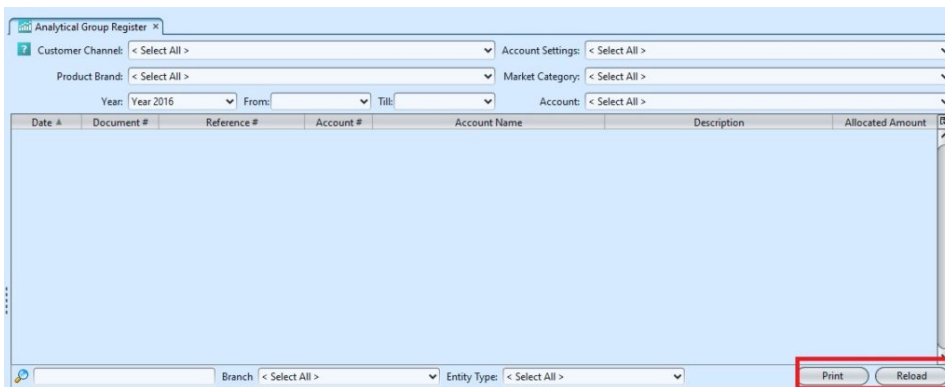
View and Search for Analytical Group Summary

1. Select a customer channel, product brand, accounts settings, or market category to view from any of the drop-down lists on top of the screen
2. Enter search parameter to filter the result, i.e. type in the account name in the search textfield box at the middle left of the screen



3. Click **“Print”** button at the middle right of the screen to print the result

4. Click **“Reload”** button at the middle right of the screen to refresh / reload the result



Adding Accounts to the below right pane in Analytical Group Register

To be displayed in the Analytical Group Register, accounts from the chart of accounts need to have the two following properties defined:

Group by Level: Summary or Summary Highlighted. Any other type will not be displayed. Summary Highlighted accounts will be displayed underlined.

Split Mode : Analytical Group
